

Voter Turnout for National Council 2023

















































འབྲུག་གི་བཅག་འཇུག་ལྷན་ཚོགས།  
**Election Commission of Bhutan**  
 (Ensuring free, Fair & Democratic Elections and Referendums)

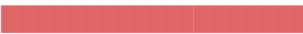











































**Overall Voter Turnout for National Assembly Elections (Primary Round), 2023-24**

SI#	DEMKHONG/CONSTITUENCY	OVERALL VOTER TURNOUT (04:00 PM)		
1	Male	3204	2113	65.95% Male
	Female	3628	2525	69.6% Female
	<b>Total</b>	<b>6832</b>	<b>4638</b>	<b>67.89% Total</b>
2	Male	2023	1245	61.54% Male
	Female	2287	1504	65.76% Female
	<b>Total</b>	<b>4310</b>	<b>2749</b>	<b>63.78% Total</b>
3	Male	8091	5413	66.9% Male
	Female	8335	5317	63.79% Female
	<b>Total</b>	<b>16426</b>	<b>10730</b>	<b>65.32% Total</b>
4	Male	6281	4201	66.88% Male
	Female	6294	3749	59.56% Female
	<b>Total</b>	<b>12575</b>	<b>7950</b>	<b>63.22% Total</b>
5	Male	7194	4731	65.76% Male
	Female	7380	4560	61.79% Female
	<b>Total</b>	<b>14574</b>	<b>9291</b>	<b>63.75% Total</b>
6	Male	7017	4250	60.57% Male
	Female	6875	3763	54.73% Female
	<b>Total</b>	<b>13892</b>	<b>8013</b>	<b>57.68% Total</b>
7	Male	536	380	70.9% Male
	Female	639	457	71.52% Female
	<b>Total</b>	<b>1175</b>	<b>837</b>	<b>71.23% Total</b>
8	Male	554	432	77.98% Male
	Female	571	449	78.63% Female
	<b>Total</b>	<b>1125</b>	<b>881</b>	<b>78.31% Total</b>
9	Male	2099	1397	66.56% Male
	Female	2319	1552	66.93% Female
	<b>Total</b>	<b>4418</b>	<b>2949</b>	<b>66.75% Total</b>
10	Male	1987	1354	68.14% Male
	Female	2160	1424	65.93% Female
	<b>Total</b>	<b>4147</b>	<b>2778</b>	<b>66.99% Total</b>
11	Male	4512	2693	59.69% Male
	Female	4949	2989	60.4% Female
	<b>Total</b>	<b>9461</b>	<b>5682</b>	<b>60.06% Total</b>
12	Male	4354	2584	59.35% Male
	Female	4923	3097	62.91% Female
	<b>Total</b>	<b>9277</b>	<b>5681</b>	<b>61.24% Total</b>
13	Male	7161	4630	64.66% Male
	Female	7724	5190	67.19% Female
	<b>Total</b>	<b>14885</b>	<b>9820</b>	<b>65.97% Total</b>
14	Male	5860	3701	63.16% Male
	Female	6313	4095	64.87% Female
	<b>Total</b>	<b>12173</b>	<b>7796</b>	<b>64.04% Total</b>
15	Male	5558	3657	65.8% Male
	Female	6111	4145	67.83% Female
	<b>Total</b>	<b>11669</b>	<b>7802</b>	<b>66.86% Total</b>










Voter Turnout for National Council 2023

16	Dokar_Sharpa	Male	4664	3210	 68.83% Male
		Female	5205	3645	 70.03% Female
		<b>Total</b>	<b>9869</b>	<b>6855</b>	 69.46% Total
17	Lamgong_Wangchang	Male	5461	3451	 63.19% Male
		Female	5983	3865	 64.6% Female
		<b>Total</b>	<b>11444</b>	<b>7316</b>	 63.93% Total
18	Khar_Yurung	Male	5177	3131	 60.48% Male
		Female	5503	3306	 60.08% Female
		<b>Total</b>	<b>10680</b>	<b>6437</b>	 60.27% Total
19	Nanong_Shumar	Male	5172	3131	 60.54% Male
		Female	5381	3269	 60.75% Female
		<b>Total</b>	<b>10553</b>	<b>6400</b>	 60.65% Total
20	Nganglam	Male	3735	2561	 68.57% Male
		Female	4118	2794	 67.85% Female
		<b>Total</b>	<b>7853</b>	<b>5355</b>	 68.19% Total
21	Kabisa_Talog	Male	5271	3504	 66.48% Male
		Female	6018	4045	 67.22% Female
		<b>Total</b>	<b>11289</b>	<b>7549</b>	 66.87% Total
22	Lingmukha_Toedwang	Male	3815	2632	 68.99% Male
		Female	3992	2716	 68.04% Female
		<b>Total</b>	<b>7807</b>	<b>5348</b>	 68.5% Total
23	Dewathang_Gomdar	Male	8069	5307	 65.77% Male
		Female	8538	5340	 62.54% Female
		<b>Total</b>	<b>16607</b>	<b>10647</b>	 64.11% Total
24	Jomotsangkha_Martshala	Male	6005	3867	 64.4% Male
		Female	6610	4209	 63.68% Female
		<b>Total</b>	<b>12615</b>	<b>8076</b>	 64.02% Total
25	Dophuchen_Tading	Male	7477	4788	 64.04% Male
		Female	7208	3812	 52.89% Female
		<b>Total</b>	<b>14685</b>	<b>8600</b>	 58.56% Total
26	Phuentshogpelri_Samtse	Male	6520	3926	 60.21% Male
		Female	5820	3053	 52.46% Female
		<b>Total</b>	<b>12340</b>	<b>6979</b>	 56.56% Total
27	Tashichhoeling	Male	7549	4640	 61.47% Male
		Female	7178	3741	 52.12% Female
		<b>Total</b>	<b>14727</b>	<b>8381</b>	 56.91% Total
28	Ugyentse_Yoeseltse	Male	6076	3615	 59.5% Male
		Female	5583	2940	 52.66% Female
		<b>Total</b>	<b>11659</b>	<b>6555</b>	 56.22% Total
29	Gelegphu	Male	10050	6310	 62.79% Male
		Female	10264	6112	 59.55% Female
		<b>Total</b>	<b>20314</b>	<b>12422</b>	 61.15% Total
30	Shompangkha	Male	7297	4866	 66.68% Male
		Female	7340	4309	 58.71% Female
		<b>Total</b>	<b>14637</b>	<b>9175</b>	 62.68% Total
	North Thimphu	Male	3555	2005	 56.4% Male

Voter Turnout for National Council 2023

31	Thromde_Kawang_Lingzhi_Naro_Soe	Female	4052	2370		58.49% Female
		<b>Total</b>	<b>7607</b>	<b>4375</b>		57.51% Total
32	South Thimphu Thromde_Chang_Darkarla_Ge-nyen_Maedw...	Male	4601	2934		63.77% Male
		Female	5130	3289		64.11% Female
		<b>Total</b>	<b>9731</b>	<b>6223</b>		63.95% Total
33	Bartsham_Shongphu	Male	5986	3549		59.29% Male
		Female	6650	4014		60.36% Female
		<b>Total</b>	<b>12636</b>	<b>7563</b>		59.85% Total
34	Kanglung_Samkhar_Udzorong	Male	6017	3911		65% Male
		Female	6400	4097		64.02% Female
		<b>Total</b>	<b>12417</b>	<b>8008</b>		64.49% Total
35	Radhi_Sagteng	Male	5402	3470		64.24% Male
		Female	5637	3424		60.74% Female
		<b>Total</b>	<b>11039</b>	<b>6894</b>		62.45% Total
36	Thrimshing	Male	3706	2544		68.65% Male
		Female	3959	2669		67.42% Female
		<b>Total</b>	<b>7665</b>	<b>5213</b>		68.01% Total
37	Wamrong	Male	4442	2726		61.37% Male
		Female	4735	2986		63.06% Female
		<b>Total</b>	<b>9177</b>	<b>5712</b>		62.24% Total
38	Boomdeling_Jamkhar	Male	5068	2949		58.19% Male
		Female	5508	3293		59.79% Female
		<b>Total</b>	<b>10576</b>	<b>6242</b>		59.02% Total
39	Khamdang_Ramjar	Male	4975	3004		60.38% Male
		Female	5449	3211		58.93% Female
		<b>Total</b>	<b>10424</b>	<b>6215</b>		59.62% Total
40	Draagteng_Langthil	Male	3176	2093		65.9% Male
		Female	3316	2248		67.79% Female
		<b>Total</b>	<b>6492</b>	<b>4341</b>		66.87% Total
41	Nubi_Tangsibji	Male	2218	1460		65.83% Male
		Female	2556	1714		67.06% Female
		<b>Total</b>	<b>4774</b>	<b>3174</b>		66.49% Total
42	Kilkhorthang_Mendrelgang	Male	6994	4342		62.08% Male
		Female	6886	3922		56.96% Female
		<b>Total</b>	<b>13880</b>	<b>8264</b>		59.54% Total
43	Sergithang_Tsirangtoed	Male	6690	4217		63.03% Male
		Female	6467	3542		54.77% Female
		<b>Total</b>	<b>13157</b>	<b>7759</b>		58.97% Total
44	Athang_Thedtsho	Male	5180	3507		67.7% Male
		Female	6035	4113		68.15% Female
		<b>Total</b>	<b>11215</b>	<b>7620</b>		67.94% Total
45	Nyishog_Saephu	Male	5203	3713		71.36% Male
		Female	6222	4584		73.67% Female
		<b>Total</b>	<b>11425</b>	<b>8297</b>		72.62% Total

Voter Turnout for National Council 2023

46	Bardo_Trong	<i>Male</i>	5941	3719		62.6% <i>Male</i>
		<i>Female</i>	6138	3860		62.89% <i>Female</i>
		<b>Total</b>	<b>12079</b>	<b>7579</b>		62.75% <i>Total</i>
47	Pangbang	<i>Male</i>	4292	3062		71.34% <i>Male</i>
		<i>Female</i>	4454	2929		65.76% <i>Female</i>
		<b>Total</b>	<b>8746</b>	<b>5991</b>		68.5% <i>Total</i>
<b>GRAND TOTAL</b>		<b>Male</b>	242215	154925		63.96% <i>Male</i>
		<b>Female</b>	254843	158237		62.09% <i>Female</i>
		<b>Total</b>	<b>497058</b>	<b>313162</b>		63% <i>Total</i>