

Voter Turnout for National Council 2023



























འབྲུག་གི་བཅའ་ཁྲུང་ལྷན་ཚོགས།  
**Election Commission of Bhutan**  
 (Ensuring free, Fair & Democratic Elections and Referendums)

**4 Hourly Voter Turnout (12:00 Noon) for National Council Elections, 2023**

SI#	DZONGKHAG	4 HOURLY VOTER TURNOUT (12:00 NOON)			
1	BUMTHANG	Male	5125	1467	28.62% Male
		Female	5799	2061	35.54% Female
		<b>Total</b>	<b>10924</b>	<b>3528</b>	32.3% Total
2	CHHUKHA	Male	13861	4407	31.79% Male
		Female	14161	4281	30.23% Female
		<b>Total</b>	<b>28022</b>	<b>8688</b>	31% Total
3	DAGANA	Male	13782	3812	27.66% Male
		Female	13819	3407	24.65% Female
		<b>Total</b>	<b>27601</b>	<b>7219</b>	26.15% Total
4	GASA	Male	1083	484	44.69% Male
		Female	1196	553	46.24% Female
		<b>Total</b>	<b>2279</b>	<b>1037</b>	45.5% Total
5	HAA	Male	4017	1216	30.27% Male
		Female	4431	1342	30.29% Female
		<b>Total</b>	<b>8448</b>	<b>2558</b>	30.28% Total
6	LHUEMTE	Male	8752	1413	16.14% Male
		Female	9727	1867	19.19% Female
		<b>Total</b>	<b>18479</b>	<b>3280</b>	17.75% Total
7	MONGGAR	Male	18304	3395	18.55% Male
		Female	19853	4491	22.62% Female
		<b>Total</b>	<b>38157</b>	<b>7886</b>	20.67% Total
8	PARO	Male	9941	2407	24.21% Male
		Female	10939	2598	23.75% Female
		<b>Total</b>	<b>20880</b>	<b>5005</b>	23.97% Total
9	PEMA GATSHEL	Male	13826	2362	17.08% Male
		Female	14738	3102	21.05% Female
		<b>Total</b>	<b>28564</b>	<b>5464</b>	19.13% Total
10	PUNAKHA	Male	8936	2217	24.81% Male
		Female	9851	2554	25.93% Female
		<b>Total</b>	<b>18787</b>	<b>4771</b>	25.4% Total
11	SAMDRUP JONGKHAR	Male	13823	2949	21.33% Male
		Female	14885	3519	23.64% Female
		<b>Total</b>	<b>28708</b>	<b>6468</b>	22.53% Total
12	SAMTSE	Male	26794	7150	26.69% Male
		Female	25040	5957	23.79% Female
		<b>Total</b>	<b>51834</b>	<b>13107</b>	25.29% Total
13	SARPANG	Male	16785	4670	27.82% Male
		Female	17014	4568	26.85% Female
		<b>Total</b>	<b>33799</b>	<b>9238</b>	27.33% Total

Voter Turnout for National Council 2023

14	THIMPHU	Male	7704	1481	 19.22% Male
		Female	8725	1737	 19.91% Female
		<b>Total</b>	<b>16429</b>	<b>3218</b>	 19.59% Total
15	TRASHIGANG	Male	25223	4223	 16.74% Male
		Female	26954	4861	 18.03% Female
		<b>Total</b>	<b>52177</b>	<b>9084</b>	 17.41% Total
16	TRASHI YANGTSE	Male	9875	1753	 17.75% Male
		Female	10711	2066	 19.29% Female
		<b>Total</b>	<b>20586</b>	<b>3819</b>	 18.55% Total
17	TRONGSA	Male	5349	1322	 24.71% Male
		Female	5774	1575	 27.28% Female
		<b>Total</b>	<b>11123</b>	<b>2897</b>	 26.05% Total
18	TSIRANG	Male	13221	3630	 27.46% Male
		Female	12901	3197	 24.78% Female
		<b>Total</b>	<b>26122</b>	<b>6827</b>	 26.14% Total
19	WANGDUE PHODRANG	Male	10240	3133	 30.6% Male
		Female	12130	3905	 32.19% Female
		<b>Total</b>	<b>22370</b>	<b>7038</b>	 31.46% Total
20	ZHEMGANG	Male	10098	2264	 22.42% Male
		Female	10424	2680	 25.71% Female
		<b>Total</b>	<b>20522</b>	<b>4944</b>	 24.09% Total
<b>GRAND TOTAL</b>		Male	<b>236739</b>	<b>56011</b>	 23.66% Male
		Female	<b>249072</b>	<b>60008</b>	 24.09% Female
		<b>Total</b>	<b>485811</b>	<b>116019</b>	 23.88% Total

CHIEF ELECTION COMMISSIONER OF BHUTAN